



025A SINGLE STAGE WIND CONTROLLER

Description

Provides one adjustable setpoint and one spdt output relay that trips instantly on setpoint. The relay output resets 60 seconds after the wind speed remains continuously below the setpoint.

This model can control the display pump circuit on simple fountains, prevent irrigation systems from operating in high wind conditions, and activate the high wind alarm in crane applications. An optional large remote wind speed display is available.

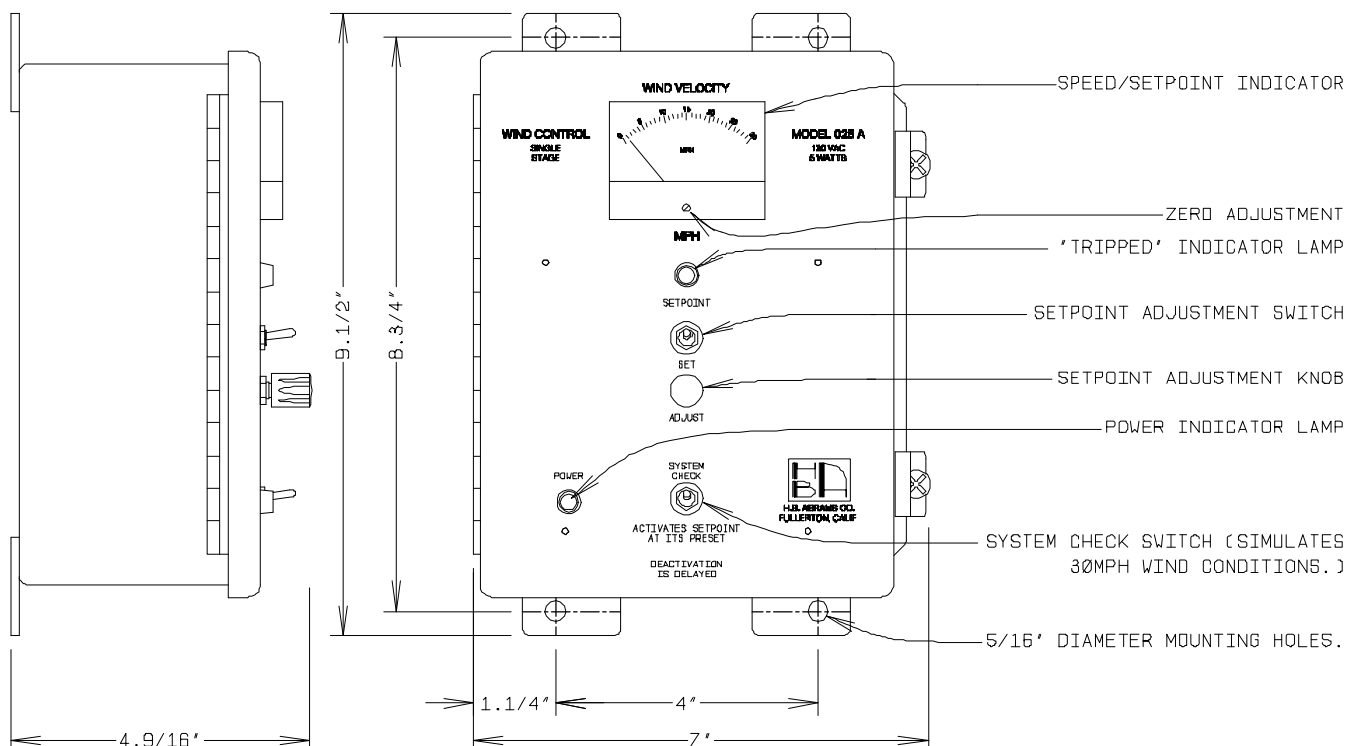
The wind speed is measured by means of an H.B. Abrams Company model 041 cup anemometer. The anemometer is constructed with lightweight, UV resistant plastic. The anemometer mount is a 1/2" npt brass conduit connection. Refer to the model 041 datasheet for more detail.

The model 025A is standard with analog wind speed indication meter, calibrated for 0 to 30 mph display, 120vac single phase power input, and 5 amp relay output. Included is one cup anemometer sensor, but can accept input from two. The relay stage features an off delay of 60 seconds to prevent excessive starting of the display pump.

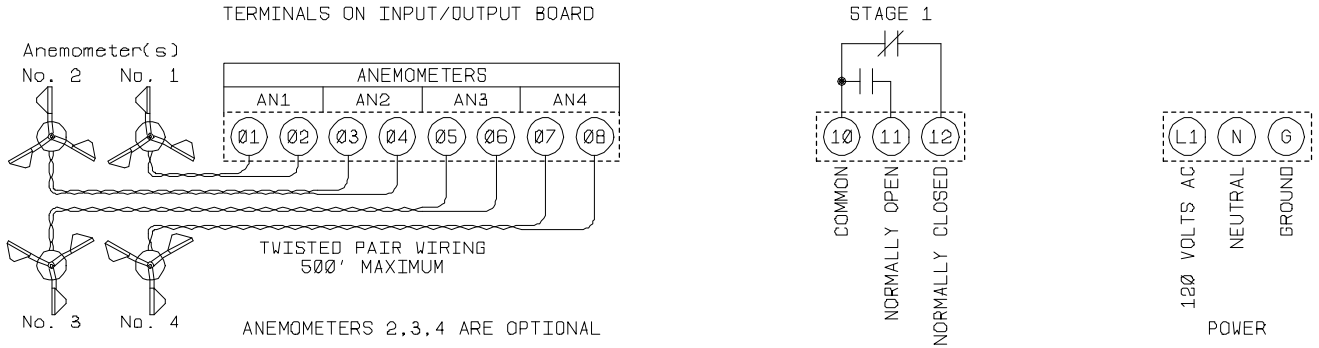
Installation

The controller enclosure is moisture proof but intended to be mounted indoors or under a cover to protect it from direct rain and sunlight. The anemometer (sensing head) can be mounted up to 500' away, with its own conduit and suitable cable (Belden 9250 or similar). The anemometer should be mounted upwind of the fountain by at least 50'. This allows the controller to adjust or shut down the display before the wind gust gets to the fountain.

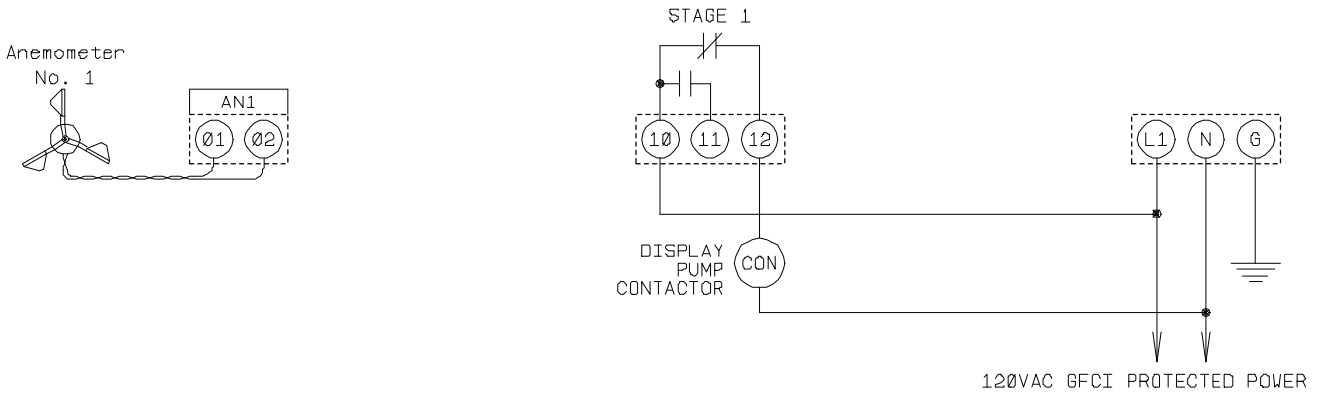
Dimensional Drawing



Connection Diagram



Suggested Electrical Connection



Specifications

Operational range.....0-30 mph
 Accuracy.....5% of full scale
 Set point adjustable range.....0 mph to 30 mph
 Relay off delay.....60 seconds
 Enclosure type.....NEMA 4 painted steel
 Enclosure dimensions.....8¾" x 7" x 4½"
 Input voltage.....120 vac nominal
 Input frequency.....50/60 Hz
 Power consumption.....5 watts
 Shipping weight.....9 lbs
 Temperature range.....32°F to 140°F

Anemometer cable.....22ga twisted pair or better (cat5 ok)
 Operator controls:
 Setpoint set switch
 Setpoint knob
 System test switch
 Operator indicators:
 Power
 Wind speed / setpoint adjust meter
 Setpoint "tripped"
 Digital output.....5 amp SPDP relay contact
 Warranty.....One year